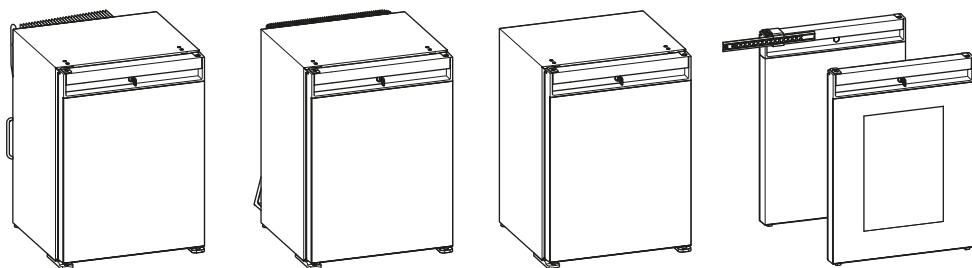


↗ **DOMETIC**

REFRIGERATION

HIPRO ALPHA

HIPRO EVOLUTION



A30S1, A30S2, A30P1, A30P2, A30G1, A30G2, A40S1, A40S2, A40P1, A40P2, A40G1, A40G2, C40S1, C40S2, C40P1, C40P2, C40G1, C40G2, N30S1, N30S2, N30P1, N30P2, N30G1, N30G2, N40S1, N40S2, N40P1, N40P2, N40G1, N40G2

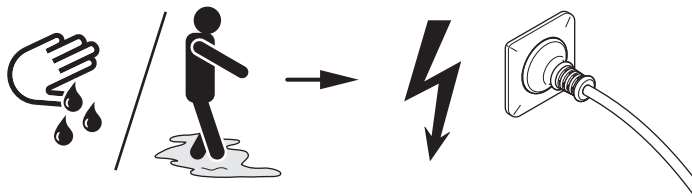
EN

Minibar

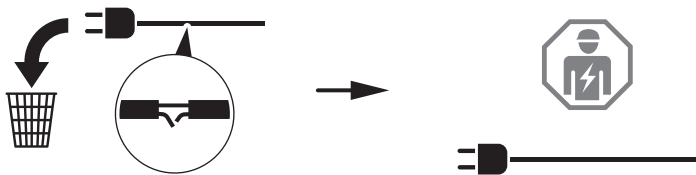
Short operating manual

© 2021 Dometic Group. The visual appearance of the contents of this manual is protected by copyright and design law. The underlying technical design and the products contained herein may be protected by design, patent or be patent pending. The trademarks mentioned in this manual belong to Dometic Sweden AB. All rights are reserved.

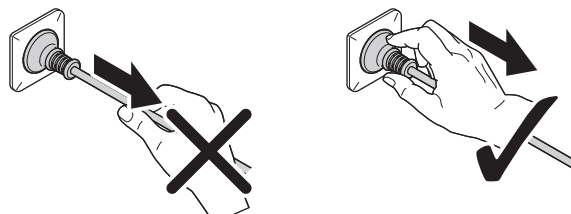
⚠ DANGER





⚠ WARNING



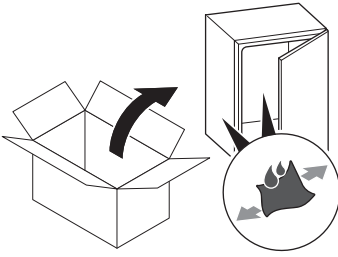
⚠ CAUTION



NOTICE




NOTICE



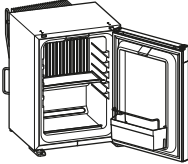
OFF 

ON 

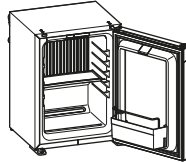


MODELS

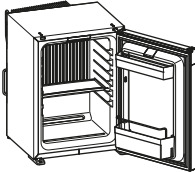
A30S1, A30P1, A30G1



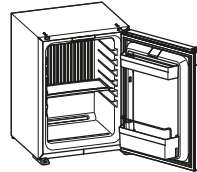
Alpha
N30S1, N30P1, N30G1



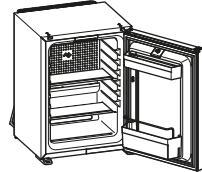
A40S1, A40P1, A40G1



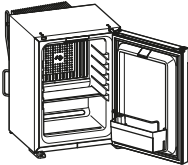
N40S1, N40P1, N40G1



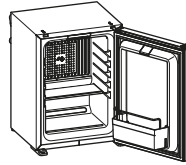
C40S1, C40P1, C40G1



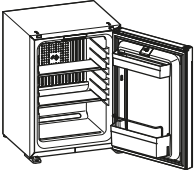
A30S2, A30P2, A30G2



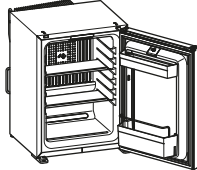
Evolution
N30S2, N30P2, N30G2



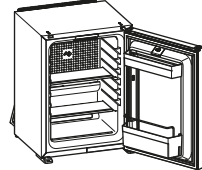
A40S2, A40P2, A40G2



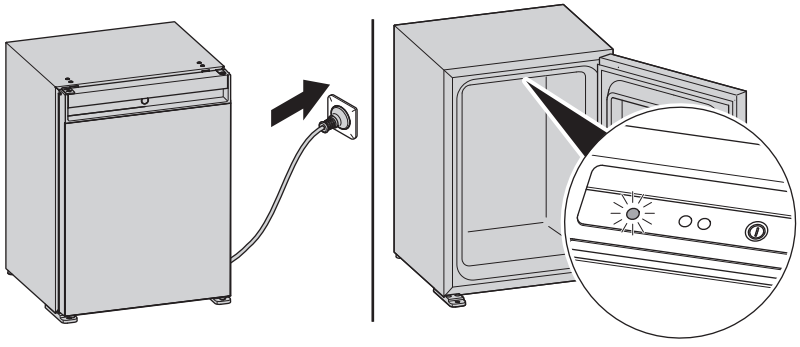
N40S2, N40P2, N40G2



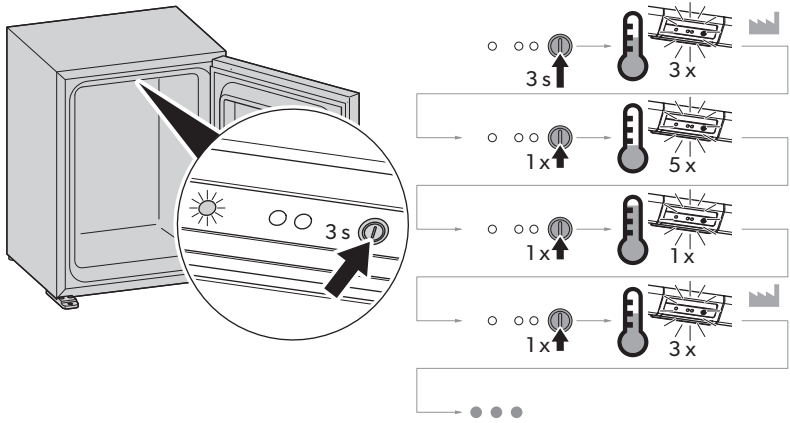
C40S2, C40P2, C40G2



SWITCHING ON



SETTING THE TEMPERATURE

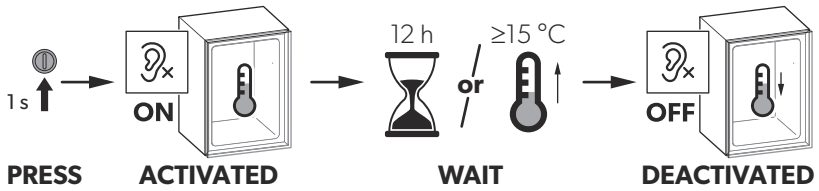
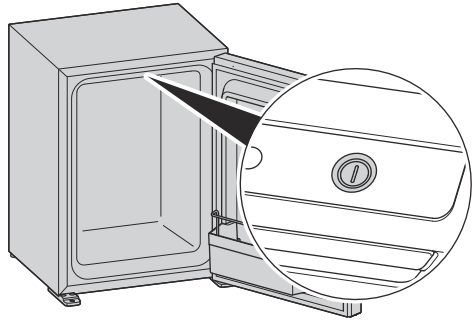


SILENT MODE 4

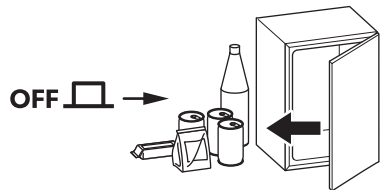
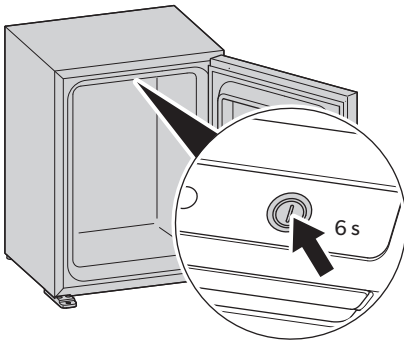
SILENT MODE



**C40S1, C40P1, C40G1,
C40S2, C40P2, C40G2**



SWITCHING OFF 5



Please read these instructions carefully and follow all instructions, guidelines, and warnings included in this product manual in order to ensure that you install, use, and maintain the product properly at all times. These instructions **MUST** stay with this product.

By using the product, you hereby confirm that you have read all instructions, guidelines, and warnings carefully and that you understand and agree to abide by the terms and conditions as set forth herein. You agree to use this product only for the intended purpose and application and in accordance with the instructions, guidelines, and warnings as set forth in this product manual as well as in accordance with all applicable laws and regulations. A failure to read and follow the instructions and warnings set forth herein may result in an injury to yourself and others, damage to your product or damage to other property in the vicinity. This product manual, including the instructions, guidelines, and warnings, and related documentation, may be subject to changes and updates. For up-to-date product information, please visit www.dometic.com.



Find the full operating manual online on

documents.dometic.com/?object_id=71169



WARNING!

Also observe the safety instructions on page 3 to page 4.

Safety instructions

General safety



WARNING! Failure to obey these warnings could result in death or serious injury.

Electrocution hazard

- Ensure that the minibar has been installed by a qualified technician in accordance with the Dometic installation manual.
- Do not operate the minibar if it is visibly damaged.

- If this minibar's power cable is damaged, it must be replaced by the manufacturer, service agent or a similarly qualified person in order to prevent safety hazards.
- This minibar may only be repaired by qualified personnel. Inadequate repairs may cause serious hazards.

Fire hazard

- The refrigerant in the refrigerant circuit is highly flammable. In the event of any damage to the refrigerant circuit:
 - Switch off the minibar.
 - Avoid naked flames and sparks.
 - Air the room well.

Explosion hazard

- Do not store any explosive substances, such as spray cans with propellants, in the minibar.

Health hazard

- **For versions with absorption cooling:** Never open the absorber unit. It is under high pressure and can cause injury if it is opened.

- This minibar can be used by children aged from 8 years and above and persons with reduced physical, sensory or mental capabilities or lack of experience and knowledge if they have been given supervision or instruction concerning use of the minibar in a safe way and understand the hazards involved.
- Children shall not play with the minibar.
- Cleaning and user maintenance shall not be made by children without supervision.
- Children aged from 3 to 8 years are allowed to load and unload the minibar.



CAUTION! Failure to obey these cautions could result in minor or moderate injury.

Risk of crushing

- Do not put your fingers into the hinge.

Health hazard

- Foodstuff may only be stored in its original packaging or in suitable containers.



NOTICE! Damage hazard

- Check that the voltage specification on the type plate is the same as that of the power supply.

- The minibar is not suitable for storing substances which are caustic or contain solvents.
- The insulation of the cooling device contains flammable cyclopentane and requires special disposal procedures. Deliver the cooling device at the end of its life-cycle to an appropriate recycling center.
- Keep the drainage outlet clean at all times.
- Do not open the refrigerant circuit under any circumstances.
- Only carry the minibar upright.

Operating the minibar safely



DANGER! Failure to obey these warnings will result in death or serious injury.

Electrocution hazard

- Do not touch exposed cables with your bare hands.



CAUTION! Failure to obey these cautions could result in minor or moderate injury.

Electrocution hazard

- Before starting the minibar, ensure that the power supply line and the plug are dry.

Health hazard

- Make sure that you only put items in the minibar which may be chilled at the selected temperature.

- Food may only be stored in its original packaging or in suitable containers.
- Opening the door for long periods can cause significant increase of the temperature in the compartments of the minibar.
- Clean regularly surfaces that can come in contact with food and accessible drainage systems.
- If the minibar is left empty for long periods:
 - Switch off the minibar.
 - Defrost the minibar.
 - Clean and dry the minibar.
 - Leave the door open to prevent mould developing within the minibar.



NOTICE! Damage hazard

- Only store heavy objects such as bottles or cans in the minibar door or on the bottom shelf.
- Do not use electrical devices inside the minibar unless they are recommended by the manufacturer for that purpose.
- Do not place it near naked flames or other heat sources (heaters, direct sunlight, gas ovens etc.).
- Ensure that the ventilation vents are not covered.
- Never immerse the minibar in water.
- Protect the minibar and the cable against heat and moisture.



NOTE

- Make sure that foodstuffs do not touch the walls of the cooling area.
- For ambient temperatures of +15 °C to +25 °C, select the average temperature setting.

Intended use

The refrigeration appliance (also referred to as minibar) is designed for operation in enclosed buildings, such as:

- In staff kitchens in stores, offices and other work areas
- In the agricultural sector
- In hotels, motels and other accommodations
- In bed and breakfast establishments
- In catering businesses or similar wholesaler operations

The minibar is not suitable for installation in caravans or mobile homes.

The minibar is intended to be used either as a built-in appliance or as freestanding refrigeration appliance. Refer to the installation instructions.

The minibar is designed exclusively for cooling and storing of beverages and foods in closed containers.

The minibar is not suitable for storing fresh foods and medicine or freezing foodstuffs.

This minibar is only suitable for the intended purpose and application in accordance with these instructions.

This manual provides information that is necessary for proper installation and/or operation of the minibar. Poor installation and/or improper operating or maintenance will result in unsatisfactory performance and a possible failure.

The manufacturer accepts no liability for any injury or damage to the product resulting from:

- Incorrect assembly or connection, including excess voltage

- Incorrect maintenance or use of spare parts other than original spare parts provided by the manufacturer
- Alterations to the product without express permission from the manufacturer
- Use for purposes other than those described in this manual

Dometic reserves the right to change product appearance and product specifications.

Operation

Scope of delivery: fig. **1**

Proceed as shown:

- Switching on: fig. **2**
- Setting the temperature: fig. **3**
- Setting the silent mode (standby) (only for C40S1, C40S2, C40P1, C40P2, C40G1, C40G2 with compressor cooling): fig. **4**
- Switching off: fig. **5**

Warranty

If the product does not work as it should, please contact your retailer or the manufacturer's branch in your country (see dometic.com/dealer). The warranty applicable to your product is 2 year(s).

For repair and warranty processing, please include the following documents when you send in the device:

- A copy of the receipt with purchasing date
- A reason for the claim or description of the fault

Australia only

Our goods come with guarantees that cannot be excluded under the Australian Consumer Law. You are entitled to a replacement or refund for a major failure and for compensation for any other reasonably foreseeable loss or damage. You are also entitled to have the goods repaired or replaced if the goods fail to be of acceptable quality and the failure does not amount to a major failure.

New Zealand only

This warranty policy is subject to the conditions and guarantees which are mandatory as implied by the Consumer Guarantees Act 1993(NZ).

Disposal

► Place the packaging material in the appropriate recycling waste bins wherever possible.



If you wish to finally dispose of the product, ask your local recycling centre or specialist dealer for details about how to do this in accordance with the applicable disposal regulations.

Mobile living made easy.



dometic.com

**YOUR LOCAL
DEALER**

dometic.com/dealer

**YOUR LOCAL
SUPPORT**

dometic.com/contact

**YOUR LOCAL
SALES OFFICE**

dometic.com/sales-offices

A complete list of Dometic companies, which comprise the Dometic Group, can be found in the public filings of:
DOMETIC GROUP AB Hemvärnsgatan 15 SE-17154 Solna Sweden